



□ Turn improper

One Leg Stand

INSTRUCTIONS STAGE

Stand with your feet together and your arms down at the sides. (demonstrate)

Do not start to perform the test until I tell you to do so. Do you understand the instructions so far?

☐ Yes ☐ No

When I tell you to start, raise either leg with the foot approximately six inches off the ground, keeping your foot parallel to the ground. (demonstrate)

Keep both legs straight and your arms at your side.

While holding that position, count out loud in the following manner: "one thousand one, one thousand two, one thousand three," and so on until told to stop.

Keep your arms at your sides at all times and keep watching the raised foot.

Do you understand? ☐ Yes ☐ No

Defendant's Rights

1. You have the right to remain silent.
2. Anything you say can be used against you in court.
3. You have the right to talk to a lawyer for advice before we ask you any questions and to have a lawyer with you during questioning.
4. If you cannot afford a lawyer, one will be appointed for you before any questioning if you wish.
5. If you decide to answer questions now without a lawyer present, you will still have the right to stop answering at any time. You also have the right to stop answering at any time until you talk to a lawyer.

WAIVER

Do you understand each of these rights I have explained to you?

Having these rights in mind, do you wish to answer questions or make a statement at this time?

Samples

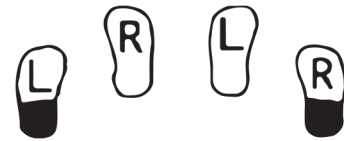
Specimen Type: _____

Location & Time Taken: _____

Licensed Medical Personnel: _____

BALANCING AND COUNTING STAGE

☐ Cannot perform test (test stopped for suspect's safety)



Puts foot down

Uses arm(s) to balance

Sways while balancing

Hops

Left Right

☐ ☐

☐ ☐

☐ ☐

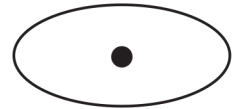
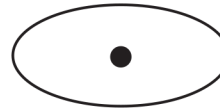
☐ ☐

ARIDE TESTS

Lack of Convergence

Right Eye


Left Eye



Modified Romberg Balance

Approx.

Approx.



Time Estimation

_____ estimated as 30 seconds

Finger To Nose

(Draw lines to spots touched)

